

To- Enio and the DOW

Pages-5

Thank you Enio for putting this together once again !!

All the best the second half stay healthy stay positive!!

Quote—

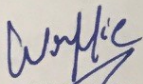
Good Teams become great ones when the members trust
each other enough to surrender the Me for We !!!

Phil Jackson

Book—

The Coach's Guide to Teaching,

By Doug Lemov



Wolffie cell 604-250-9145

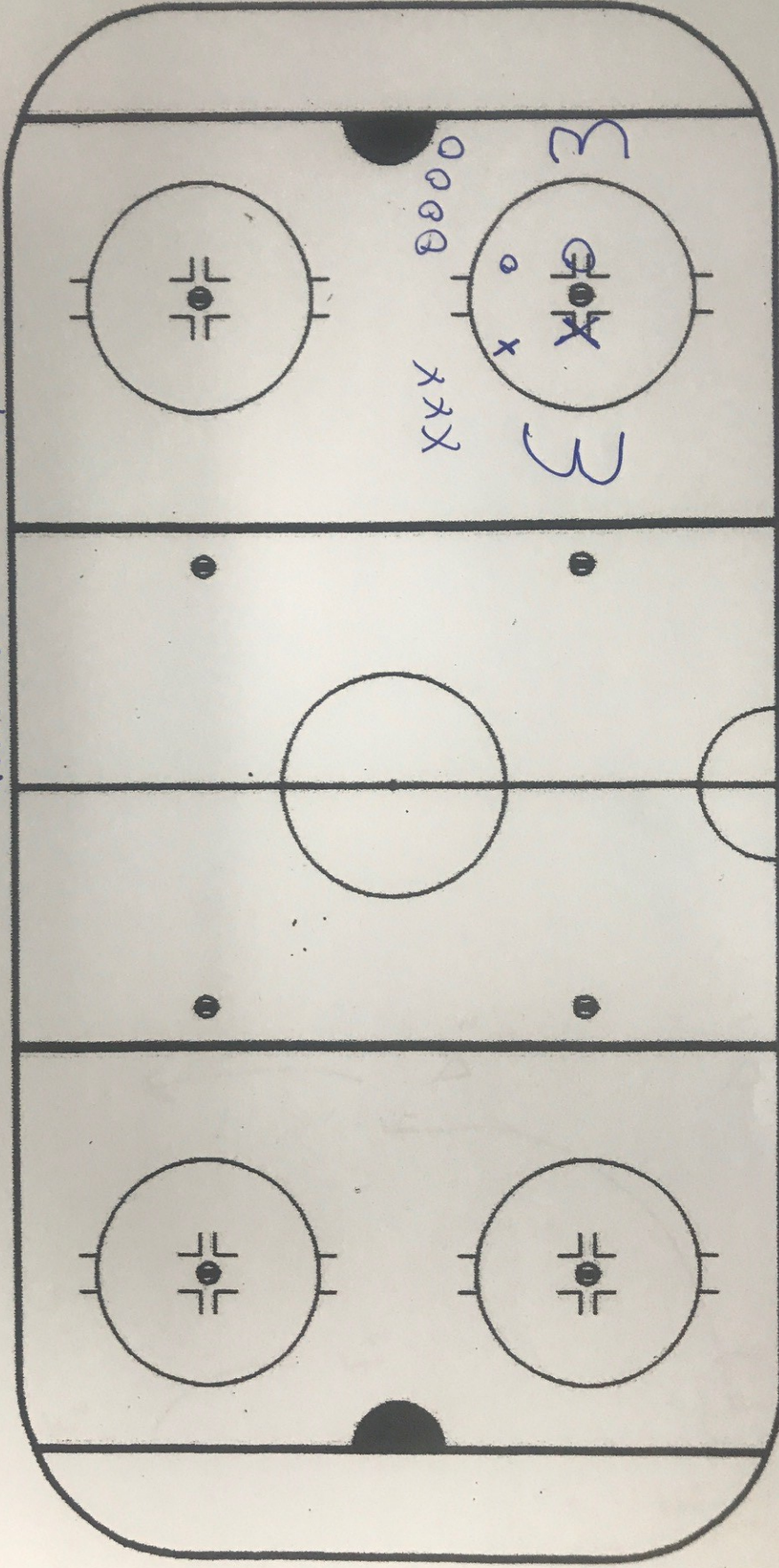
+ Small Area Game

* 2-2 Starts with Face off

2 on 2 in side circle - if goes beyond Net

Coach Put in New Puck - Quick Hands

Quick Shots - Body Contact



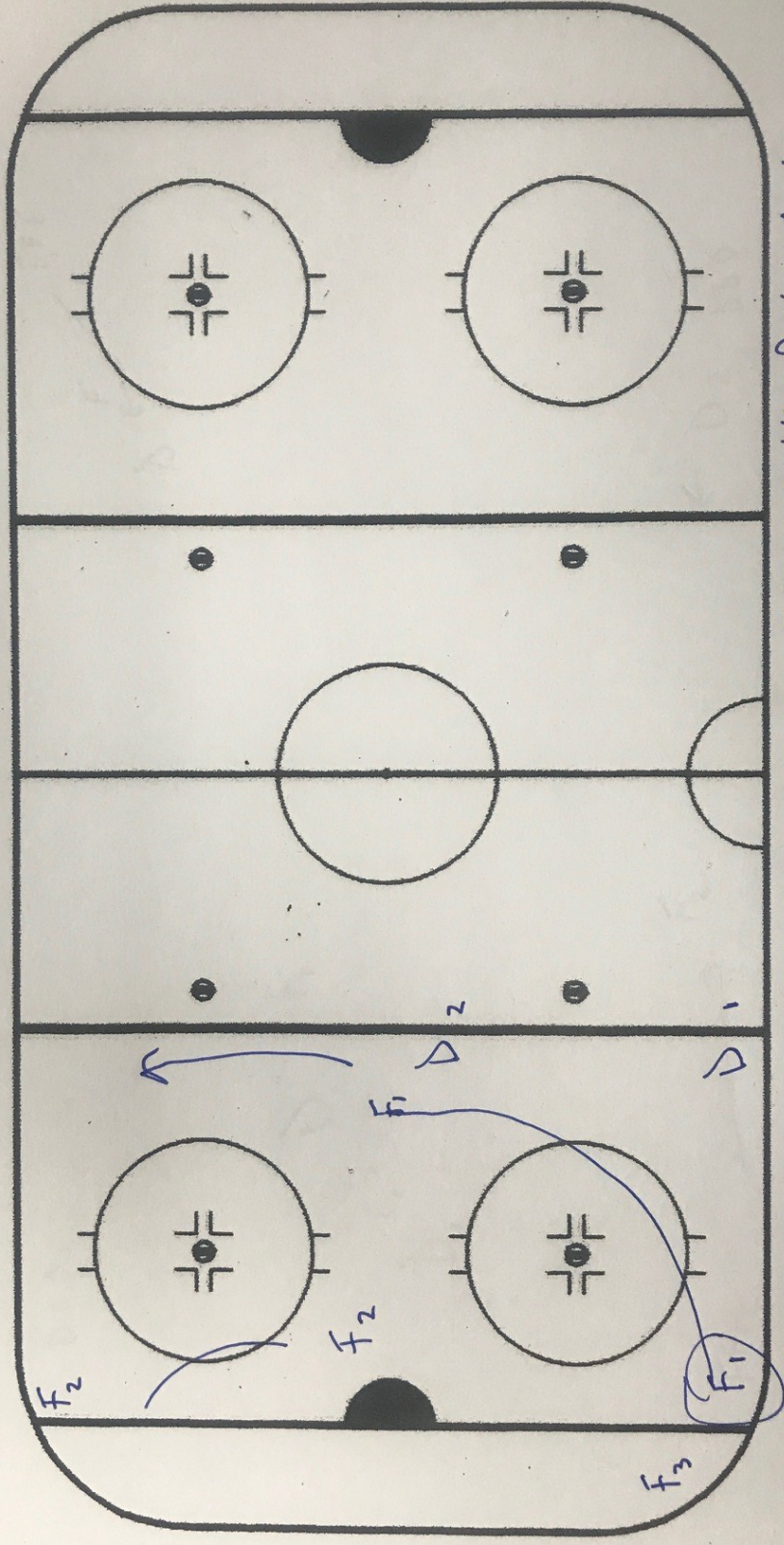
* Team Play Drill

ONE side at a Time

F₁ Pass to D₁ - D₁ to D₂ - who stretch's on Blue line

F₁ Comes High Slot Gets Pass From D₂ after he takes

F₂ Goes Net Front - Screen - Deflection - Rebound -



When Puck is Dead OR ON Whistle F₃ leaves With Puck And F₁-F₂ and Attack the 2-D-men - 3 on 2 Far End

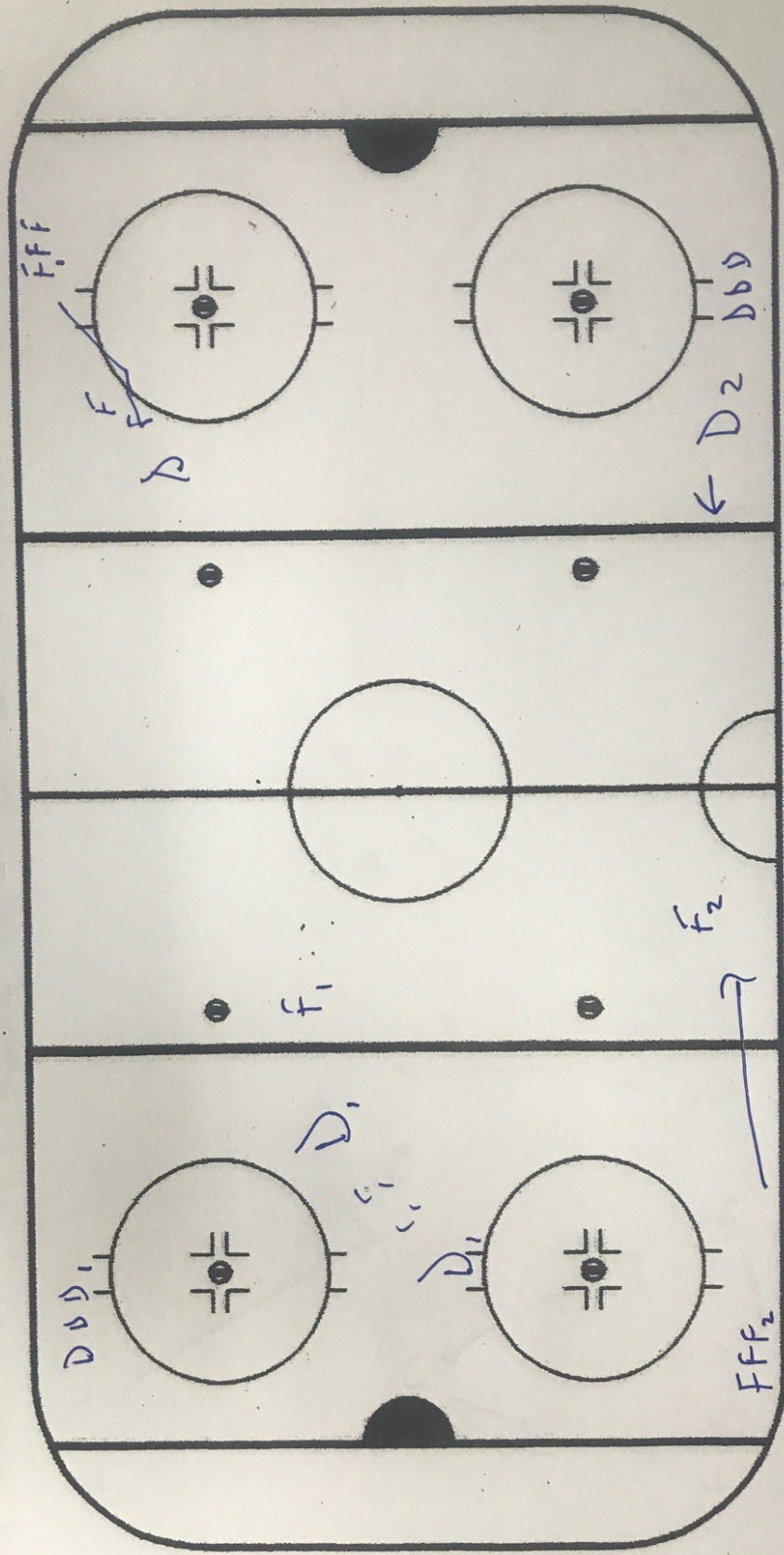
* Team Warm UP - ONE side at A Time

D₁ skates to Far End Top of Circle - Pivots - skates Back Playing

1 touch Pass with F₁ - when F₁ gets to Far Blue line - F₁

Attacks Net - SHOT - Rebound - then D line spots F₁

Another Puck - F₁ 1 touch SHOT Rebound - F₁ is Now Done

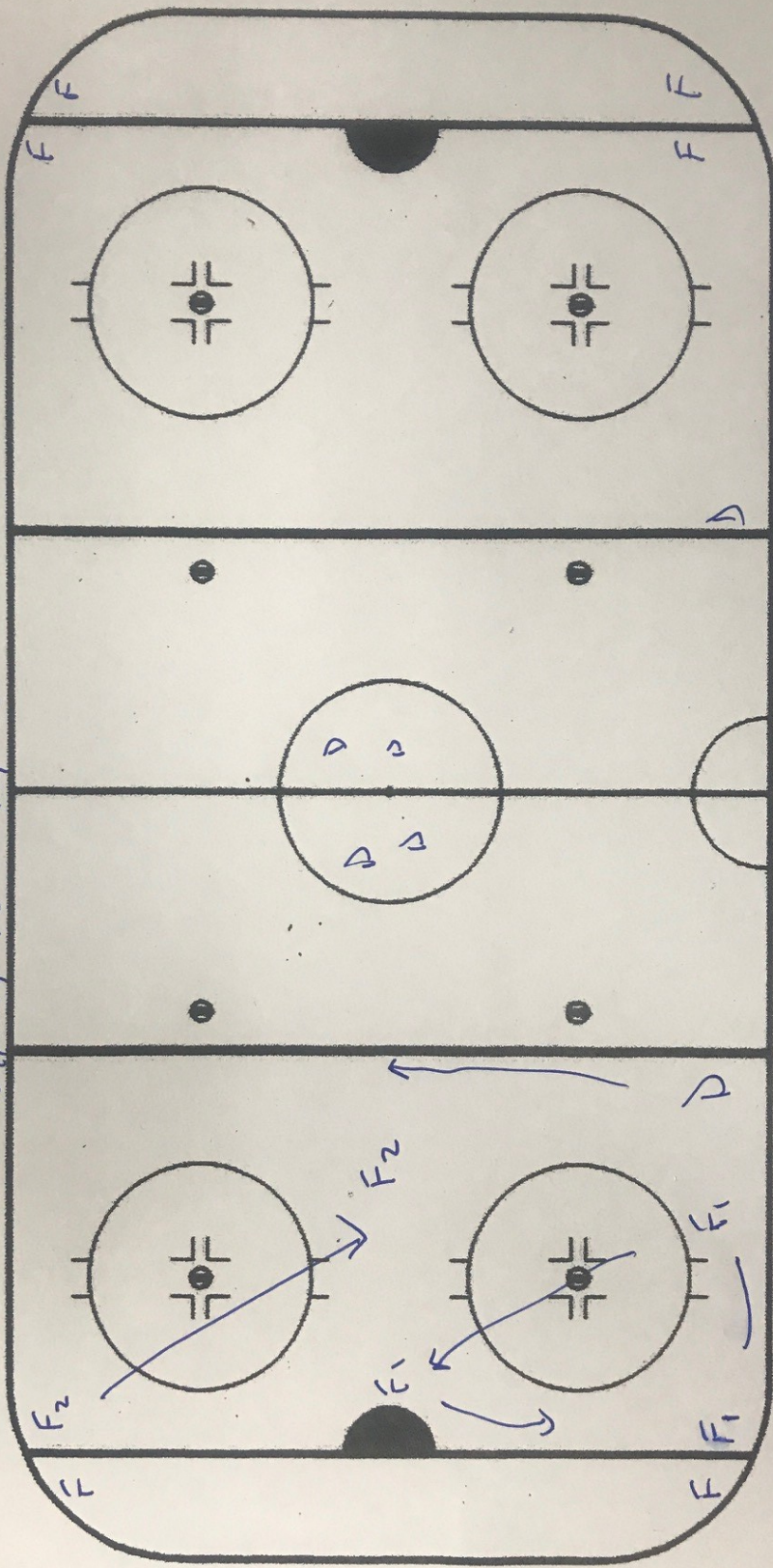


- D₁ then Moves Feet to = Marks - Gets Pass From F₂ - 1 touch give and Go -

- F₂ Attacks Far End - SHOT Rebound - D₁ Follows UP Gets Pass - SHOT with F₂
Net Front - D₂ then Starts Drill other side

* Individual Skill - Both ends Same Time -

- D skates to 0-Blue line - F_1 skates towards D - Makes Pass
- D Fakes shot drags to middle - F_2 Fronts D - D Fake + get puck to Net F_1 Plays rebound OR tip -
- D gets Back to Wall - F_1 gets another puck from Corner
- Skates directly at D MAN who is aggressive forcing F_1 to chip Puck out to Supporting F_2 - They Go - 2-0 Far end -



- * Same D - Follows UP Play to other end - Stops on Blue line
- When 2-0 is Complete D gets pass from Corner - Fake - Drag shot with Both F_1 's Net Front