



MATCH REPORT

ROCKY MOUNTAIN RAIDERS U15 AA 2:1 CALGARY FIRE BLACK U15 AA

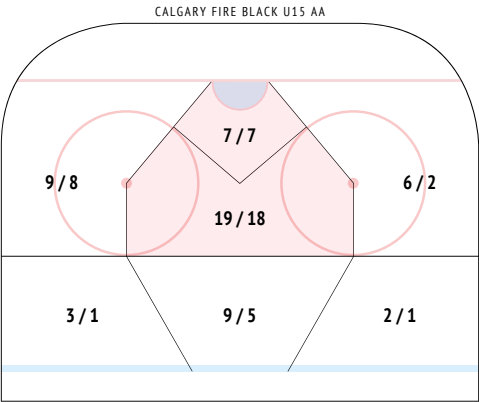
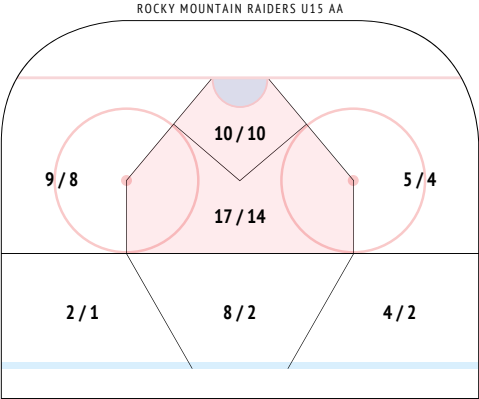
01.03.2024

TEAMS STATS.....	2
PLAYERS' STATS.....	3
LINES STATS: ROCKY MOUNTAIN RAIDERS U15 AA.....	4
LINES STATS: CALGARY FIRE BLACK U15 AA.....	8
GAME TIME DISTRIBUTION: ROCKY MOUNTAIN RAIDERS.....	5
GAME TIME DISTRIBUTION: CALGARY FIRE BLACK U15 A.....	9
SHOTS: ROCKY MOUNTAIN RAIDERS U15 AA.....	6
SHOTS: CALGARY FIRE BLACK U15 AA.....	10
HITS DISTRIBUTION: ROCKY MOUNTAIN RAIDERS U15 A.....	7
HITS DISTRIBUTION: CALGARY FIRE BLACK U15 AA.....	11
NOTES AND GLOSSARY.....	12

Shots and goals scored

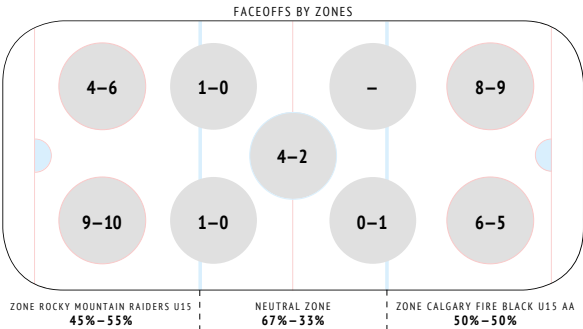
	RMR	CFB
Shots / On goal / Goals scored	56 / 42 / 2	55 / 42 / 1
1st period	18 / 15 / 0	12 / 11 / 0
2nd period	12 / 11 / 1	27 / 23 / 1
3rd period	26 / 16 / 1	16 / 8 / 0
At even strength	39 / 29 / 2	29 / 20 / 1
Power play	15 / 11 / 0	24 / 20 / 0
Short-handed	2 / 2 / 0	2 / 2 / 0
Blocked shots	7	7
Shots from a scoring chance area	27 / 24 / 1	26 / 25 / 1
xG	3.98	3.68

Shots / on goal by zones



Faceoffs

	RMR	CFB
Faceoffs won	33 50%	33 50%
1st period	9 47%	10 53%
2nd period	11 50%	11 50%
3rd period	13 52%	12 48%
At even strength	13 37%	22 63%
Power play	9 69%	7 39%
Short-handed	11 61%	4 31%
Defensive zone	13 45%	14 50%
Neutral zone	6 67%	3 33%
Offensive zone	14 50%	16 55%



Power play / Short-handed

	RMR	CFB
Penalties	7	5
Penalty time	14:00	08:00
Power play / with the goal scored	5 / 0	7 / 0
Power play minutes played	09:16	13:16
Shots on goal	11	20
Per minute of PP time	1.19	1.51
Short-handed play / successful	7 / 7	5 / 5
Short-handed minutes played	13:16	09:16
Shots on goal against	20	11
Per minute of SH time	1.51	1.19
Hits	—	1

Leaders

	INSTAT INDEX
11 Simard 107	1 Hilliard 96
2 Grummett 104	8 Murphy 95
31 Szilagyi 100	7 Mcgee 95

	TIME ON ICE
5 El Hage 25:23	2 Thompson 29:28
11 Simard 23:37	11 Jugnauth 27:55
4 Clingman 23:12	3 Choquette 27:21

	SHOTS
11 Simard 11	11 Jugnauth 7
16 Meyer 6	2 Thompson 7
8 McCullough 6	3 Choquette 6

	SHOTS ON GOAL
11 Simard 8 73%	11 Jugnauth 6 86%
8 McCullough 6 100%	8 Murphy 6 100%
16 Meyer 6 100%	4 McKellar 5 100%

	FACEOFF WON
11 Simard 13 59%	12 Kryway 11 48%
16 Meyer 9 43%	8 Murphy 7 50%
15 de Haas 9 53%	15 Jugnauth 6 60%

	HITS
11 Simard —	8 Murphy 1
23 Poliakowski —	12 Kryway —
17 Kildaw —	4 McKellar —

	HITS AGAINST
5 El Hage 1	8 Murphy —
11 Simard —	1 Hilliard —
4 Clingman —	15 Jugnauth —

Players' stats – Rocky Mountain Raiders U15 AA

	InStat Index	Goals	Assists	Points	+/-	Time on ice	Shifts	Power play time	Short-handed time	Penalty time	Shots / on goal	Power play shots	CORSI+	CORSI-	CORSI	Hits	Hits against	Faceoffs / won	Faceoffs in DZ	Faceoffs in OZ	Shots blocking
5	El Hage	87	–	–	–	25:23	32	05:20	06:12	02:00	3 / 2 67%	1 / 0	17	8	9	–	1	–	–	–	1
4	Clingman	90	–	–	–	23:12	27	00:43	07:05	–	2 / 0 0%	–	19	11	8	–	–	–	–	–	1
22	McNichol	73	–	–	-1	20:41	28	03:30	03:36	–	2 / 1 50%	–	12	10	2	–	–	–	–	–	–
7	Kutzner	74	–	–	–	20:29	27	04:56	01:48	–	5 / 2 40%	2 / 2	13	10	3	–	–	–	–	–	–
20	Dengler	82	–	–	-1	16:05	18	05:30	01:50	–	5 / 4 80%	2 / 1	10	7	3	–	–	1 / 1 100%	–	1 / 1	–
2	Grummett	104	1	–	+1	13:45	21	00:25	04:29	02:00	2 / 2 100%	–	9	8	1	–	–	–	–	–	–
11	Simard	107	1	–	1	23:37	26	06:05	06:03	02:00	11 / 8 73%	3 / 2	14	11	3	–	–	22 / 13 59%	10 / 5	8 / 5	2
18	Crowe	89	–	–	–	23:10	23	02:22	04:21	–	3 / 3 100%	1 / 1	15	15	–	–	–	2 / 1 50%	1 / 0	1 / 1	–
16	Meyer	77	–	–	–	20:33	25	02:12	03:09	02:00	6 / 6 100%	2 / 2	10	13	-3	–	–	21 / 9 43%	9 / 3	8 / 4	–
23	Poliakiwski	91	–	–	+2	17:05	23	03:38	03:22	–	1 / 1 100%	1 / 1	9	11	-2	–	–	–	–	–	2
15	de Haas	86	–	–	+1	16:30	20	00:58	04:03	02:00	2 / 2 100%	–	15	6	9	–	–	17 / 9 53%	9 / 5	7 / 3	–
17	Kildaw	89	–	–	+1	12:59	14	02:21	01:35	–	4 / 3 75%	1 / 1	11	5	6	–	–	–	–	–	–
8	McCullough	80	–	–	–	12:36	14	00:27	01:54	–	6 / 6 100%	1 / 1	11	9	2	–	–	–	–	–	–
12	Adams	92	–	–	+1	12:00	14	02:21	00:47	–	1 / 1 100%	–	11	3	8	–	–	–	–	–	–
3	Gosse	77	–	–	+1	09:51	16	00:22	02:18	02:00	1 / 0 0%	–	5	9	-4	–	–	–	–	–	1
9	Crawford	67	–	–	-1	09:43	12	04:10	00:31	–	1 / 0 0%	1 / 0	5	4	1	–	–	2 / 0 0%	–	2 / 0	–
10	Czank	80	–	–	+1	08:20	14	00:58	–	02:00	1 / 1 100%	–	8	5	3	–	–	1 / 0 0%	–	1 / 0	–

Players' stats – Calgary Fire Black U15 AA

	InStat Index	Goals	Assists	Points	+/-	Time on ice	Shifts	Power play time	Short-handed time	Penalty time	Shots / on goal	Power play shots	CORSI+	CORSI-	CORSI	Hits	Hits against	Faceoffs / won	Faceoffs in DZ	Faceoffs in OZ	Shots blocking	
8	Murphy	95	–	1	1	+1	19:45	20	05:45	02:25	02:00	6 / 6 100%	3 / 3	8	14	-6	1	–	14 / 7 50%	8 / 3	3 / 3	–
5	Semaka	87	–	–	–	–	13:57	15	–	04:02	–	–	7	10	-3	–	–	–	–	–	1	
18	Blouin	83	–	–	–	–	18:40	18	06:11	00:18	–	1 / 0 0%	–	8	12	-4	–	–	–	–	–	
11	Jugnauth	78	–	–	–	–	27:55	22	06:12	03:08	02:00	7 / 6 86%	4 / 4	9	17	-8	–	–	–	–	2	
17	Gamble	81	–	–	–	+1	12:38	14	02:47	-	–	4 / 4 100%	1 / 1	8	13	-5	–	–	–	–	–	
16	Lurie	87	–	–	–	–	21:51	18	07:31	01:00	02:00	6 / 4 67%	3 / 2	9	11	-2	–	–	–	–	–	
3	Choquette	74	–	–	–	-1	27:21	23	07:04	03:44	–	6 / 4 67%	4 / 3	18	19	-1	–	–	–	–	1	
4	McKellar	77	–	1	1	–	21:43	17	07:23	02:07	–	5 / 5 100%	5 / 5	4	12	-8	–	–	–	–	–	
20	Wu	74	–	–	–	-1	04:48	7	–	–	–	–	–	7	-7	–	–	–	–	–	–	
15	Jugnauth	89	–	–	–	–	15:01	17	04:11	01:36	–	3 / 3 100%	–	13	5	8	–	–	10 / 6 60%	6 / 4	2 / 1	–
9	Clarke	64	–	–	–	-2	09:31	14	–	03:47	–	1 / 1 100%	–	2	11	-9	–	–	8 / 5 63%	6 / 3	1 / 1	1
7	Mcgee	95	1	–	1	–	19:58	22	05:44	02:51	–	3 / 3 100%	1 / 1	10	14	-4	–	–	10 / 3 30%	2 / 0	8 / 3	–
10	Shimonov	64	–	–	–	-2	05:41	8	–	00:30	–	–	–	10	-10	–	–	1 / 1 100%	1 / 1	–	–	
19	Ugbaja	83	–	–	–	–	07:13	12	–	00:53	02:00	–	8	4	4	–	–	–	–	–	–	
12	Kryway	86	–	–	–	–	23:27	20	07:37	02:10	–	2 / 2 100%	1 / 1	9	11	-2	–	–	23 / 11 48%	5 / 3	15 / 8	–
2	Thompson	81	–	–	–	-1	29:28	25	05:51	05:32	–	7 / 1 14%	2 / 0	20	20	–	–	–	–	–	2	
21	Ireland	86	–	–	–	–	12:06	15	–	03:00	–	4 / 3 75%	–	12	4	8	–	–	–	–	–	

Defencemen lines

	Time on ice	+ / -	Goals (own team - opponent)	CORSI +	CORSI -	CORSI	Penalties (own team - opponent)	Possession, %
4 Clingman 5 El Hage	17:09	–	–	16	8	8	2–1	59%
7 Kutzner 22 McNichol	11:04	-1	0–1	10	9	1	3–2	41%
23 Poliakowski 2 Grummett	08:54	+1	1–0	6	7	-1	1–1	20%
7 Kutzner 5 El Hage	04:31	–	–	–	–	–	1–0	93%
23 Poliakowski 22 McNichol	03:21	–	–	1	–	1	–	60%
22 McNichol 2 Grummett	02:34	–	–	–	1	-1	0–1	5%
23 Poliakowski 7 Kutzner	01:21	+1	1–0	2	1	1	–	18%
23 Poliakowski 4 Clingman	01:20	–	–	–	3	-3	–	–
22 McNichol 4 Clingman	00:47	–	–	–	–	–	–	–
23 Poliakowski 5 El Hage	00:37	–	–	–	–	–	–	–

Forwards lines

	Time on ice	+ / -	Goals (own team - opponent)	CORSI +	CORSI -	CORSI	Penalties (own team - opponent)	Possession, %
11 Simard 9 Crawford 20 Dengler	06:11	-1	0–1	5	1	4	1–0	55%
11 Simard 18 Crowe 20 Dengler	05:21	–	–	4	5	-1	0–2	66%
16 Meyer 8 McCullough 18 Crowe	05:20	–	–	4	4	–	–	68%
16 Meyer 3 Gosse 10 Czank	04:17	–	–	3	5	-2	3–1	32%
17 Kildaw 15 de Haas 12 Adams	04:11	–	–	6	3	3	–	68%
16 Meyer 17 Kildaw 12 Adams	03:23	–	–	2	–	2	–	65%
15 de Haas 8 McCullough 18 Crowe	01:38	–	–	3	–	3	1–0	69%
15 de Haas 3 Gosse 10 Czank	01:08	+1	1–0	2	–	2	–	100%
11 Simard 17 Kildaw 12 Adams	01:04	+1	1–0	1	–	1	–	33%
16 Meyer 8 McCullough 9 Crawford	00:52	–	–	–	1	-1	–	59%

Power players lines


	Time on ice	Shifts / goals	Shots / on goal	Shots per min	Time on opp. zone	Faceoffs won, %	Opp breakouts
7 Kutzner 20 Dengler 5 El Hage 11 Simard 9 Crawford	02:57	3 / 0	1 / 1 100%	0.34	02:57	1 33%	–
16 Meyer 22 McNichol 23 Poliakowski 12 Adams 17 Kildaw	01:28	3 / 0	2 / 2 100%	1.37	00:22	1 50%	–
7 Kutzner 20 Dengler 5 El Hage 11 Simard 18 Crowe	01:06	1 / 0	4 / 3 75%	3.61	00:49	–	–
22 McNichol 11 Simard 23 Poliakowski 12 Adams 17 Kildaw	00:48	1 / 0	–	–	00:05	–	–

Penalty killers lines

	Time on ice	Shifts / goals	Opponents' shots / on goal	Shots per min	Time on opp. zone	Faceoffs won, %	Opp breakouts
4 Clingman 5 El Hage 11 Simard 18 Crowe	01:45	3 / 0	1 / 1 100%	0.57	00:58	–	–
4 Clingman 5 El Hage 16 Meyer 18 Crowe	01:30	2 / 0	1 / 1 100%	–	00:52	2 67%	–
22 McNichol 2 Grummett 11 Simard 3 Gosse	01:25	1 / 0	7 / 5 71%	–	–	1 50%	–
2 Grummett 11 Simard 8 McCullough 23 Poliakowski	01:10	1 / 0	6 / 5 83%	–	–	1 50%	–

Basic lines

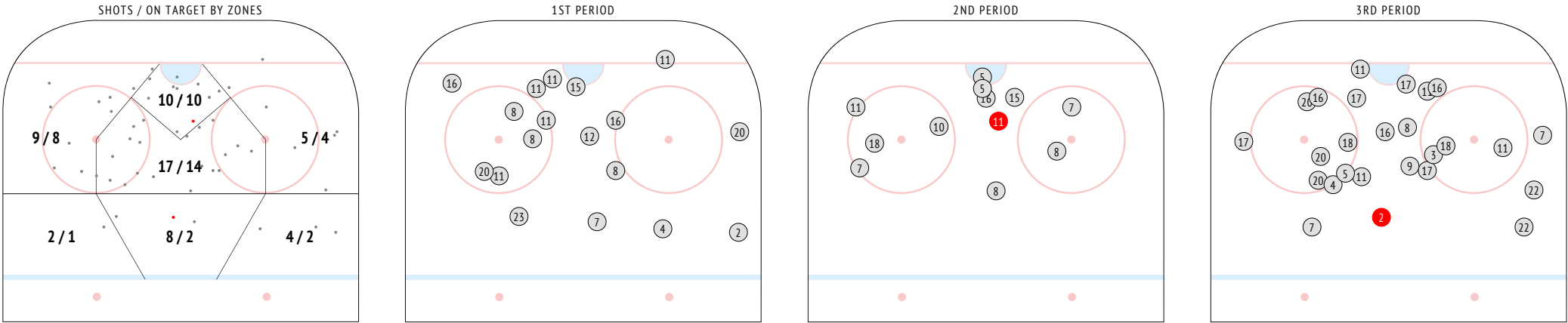
	Time on ice	+ / -	Goals (own team - oppo	CORSI +	CORSI -	CORSI	Penalties (own team - opponent	Possession, %
7 Kutzner 22 McNichol 16 Meyer 3 Gosse 10 Czank	03:19	–	–	3	4	-1	3–0	26%
7 Kutzner 20 Dengler 5 El Hage 11 Simard 9 Crawford	02:57	–	–	–	–	–	1–0	83%
7 Kutzner 22 McNichol 17 Kildaw 15 de Haas 12 Adams	02:47	–	–	4	2	2	–	58%
20 Dengler 2 Grummett 11 Simard 18 Crowe 23 Poliakowski	02:09	–	–	–	4	-4	0–1	19%
2 Grummett 16 Meyer 23 Poliakowski 18 Crowe 8 McCullough	01:56	–	–	1	1	–	–	26%
16 Meyer 22 McNichol 23 Poliakowski 12 Adams 17 Kildaw	01:52	–	–	–	–	–	–	60%
20 Dengler 4 Clingman 5 El Hage 11 Simard 18 Crowe	01:42	–	–	3	1	2	–	56%
20 Dengler 4 Clingman 5 El Hage 11 Simard 9 Crawford	01:37	–	–	5	–	5	–	78%
4 Clingman 16 Meyer 23 Poliakowski 18 Crowe 8 McCullough	01:20	–	–	–	3	-3	–	–
4 Clingman 5 El Hage 17 Kildaw 15 de Haas 12 Adams	01:19	–	–	2	–	2	–	100%



Shots stats

	Goals	Shots / on goal		Shots blocking	Power play		Short-handed	In positional attacks	In counter-attacks	Slot	Center	Right flank	Left flank	Blue line right	Blue line center	Blue line left	Slapshot	Wrist shot										
5	El Hage	—	3 / 2	67%	1	1 / 0	0%	—	—	—	2 / 2	100%	—	—	—	1 / 0	0%	—	—	2 / 1	50%							
4	Clingman	—	2 / 0	0%	1	—	—	—	—	—	—	—	—	1 / 0	0%	1 / 0	0%	—	1 / 0	0%	0%							
22	McNichol	—	2 / 1	50%	—	—	—	—	—	—	—	—	—	2 / 1	50%	—	—	1 / 0	0%	—	—							
7	Kutzner	—	5 / 2	40%	—	2 / 2	100%	—	—	—	—	2 / 2	100%	1 / 0	0%	—	1 / 0	0%	1 / 0	0%	4 / 1	25%						
20	Dengler	—	5 / 4	80%	—	2 / 1	50%	—	—	—	—	1 / 1	100%	1 / 1	100%	2 / 2	100%	—	1 / 0	0%	3 / 2	67%						
2	Grummett	1	2 / 2	100%	—	—	—	—	—	—	—	—	—	1 / 1	100%	1 / 1	100%	—	—	2 / 2	100%							
11	Simard	1	11 / 8	73%	2	3 / 2	67%	1	—	—	3 / 3	100%	2 / 2	100%	1 / 0	0%	2 / 2	100%	—	2 / 0	0%	6 / 3	50%					
18	Crowe	—	3 / 3	100%	—	1 / 1	100%	—	—	—	—	2 / 2	100%	—	1 / 1	100%	—	—	—	—	3 / 3	100%						
16	Meyer	—	6 / 6	100%	—	2 / 2	100%	1	—	—	1 / 1	100%	2 / 2	100%	1 / 1	100%	2 / 2	100%	—	3 / 3	100%	2 / 2	100%					
23	Poliakowski	—	1 / 1	100%	2	1 / 1	100%	—	—	—	—	—	—	—	—	—	1 / 1	100%	—	—	1 / 1	100%						
15	de Haas	—	2 / 2	100%	—	—	—	—	—	—	2 / 2	100%	—	—	—	—	—	—	—	—	1 / 1	100%						
17	Kildaw	—	4 / 3	75%	—	1 / 1	100%	—	—	—	2 / 2	100%	1 / 0	0%	—	1 / 1	100%	—	1 / 1	100%	2 / 1	50%						
8	McCullough	—	6 / 6	100%	—	1 / 1	100%	—	—	—	—	5 / 5	100%	—	—	1 / 1	100%	—	1 / 1	100%	5 / 5	100%						
12	Adams	—	1 / 1	100%	—	—	—	—	—	—	—	1 / 1	100%	—	—	—	—	—	—	—	1 / 1	100%						
3	Gosse	—	1 / 0	0%	1	—	—	—	—	—	—	1 / 0	0%	—	—	—	—	—	—	—	1 / 0	0%						
9	Crawford	—	1 / 0	0%	—	1 / 0	0%	—	—	—	—	1 / 0	0%	—	—	—	—	—	—	—	1 / 0	0%						
10	Czank	—	1 / 1	100%	—	—	—	—	—	—	—	1 / 1	100%	—	—	—	—	—	1 / 1	100%	—	—						
TOTAL		2	56 / 42	75%	7	15 / 11	73%	2	—	—	10 / 10	100%	17 / 14	82%	5 / 4	80%	9 / 8	89%	4 / 2	50%	8 / 2	25%	2 / 1	50%	13 / 11	85%	35 / 23	66%

Shooting chart



[illegible]

Defencemen lines

			Time on ice	+ / -	Goals (own team - opponent)	CORSI +	CORSI -	CORSI	Penalties (own team - opponent)	Possession, %	
2	Thompson	3	Choquette	12:52	-1	0-1	16	15	1	1-3	42%
11	Jugnauth	4	McKellar	11:55	-	-	2	9	-7	3-1	24%
3	Choquette	4	McKellar	07:58	-	1-1	2	3	-1	0-1	82%
2	Thompson	11	Jugnauth	07:33	-	-	2	1	1	1-0	90%
11	Jugnauth	5	Semaka	05:29	-	-	5	6	-1	-	51%
2	Thompson	5	Semaka	05:08	-	-	2	4	-2	0-2	27%
11	Jugnauth	3	Choquette	00:57	-	-	-	1	-1	-	-
5	Semaka	3	Choquette	00:38	-	-	-	-	-	-	-
11	Jugnauth	3	Choquette	00:21	-	-	-	-	-	-	-

Forwards lines

					Time on ice	+ / -	Goals (own team - opponent)	CORSI +	CORSI -	CORSI	Penalties (own team - opponent)	Possession, %	
12	Kryway	16	Lurie	18	Blouin	15:37	−	−	8	11	-3	2−1	63%
7	Mcgee	8	Murphy	17	Gamble	12:02	+1	1−0	8	12	-4	2−2	61%
21	Ireland	15	Jugnauth	19	Ugbaja	05:27	−	−	8	3	5	1−2	61%
10	Shimonov	9	Clarke	20	Wu	03:17	-1	0−1	−	7	-7	0−1	33%
7	Mcgee	15	Jugnauth	8	Murphy	02:15	−	−	−	−	−	−	100%
12	Kryway	15	Jugnauth	16	Lurie	02:05	−	−	1	−	1	−	36%
21	Ireland	9	Clarke	15	Jugnauth	00:50	−	−	2	1	1	−	50%
7	Mcgee	21	Ireland	15	Jugnauth	00:37	−	−	2	−	2	−	100%
7	Mcgee	12	Kryway	8	Murphy	00:31	−	−	−	−	−	−	−
21	Ireland	15	Jugnauth	18	Blouin	00:24	−	−	−	−	−	−	−

Power players lines

										Time on ice	Shifts / goals	Shots / on goal		Shots per min	Time on opp. zone	Faceoffs won, %	Opp breakout
12	Kryway	16	Lurie	4	McKellar	3	Choquette	18	Blouin	04:26	5 / 0	13 / 11	85%	2.93	03:44	3 / 43%	—
8	Murphy	11	Jugnauth	2	Thompson	7	Mcgee	15	Jugnauth	02:15	3 / 0	3 / 2	67%	1.34	01:19	5 / 83%	—
8	Murphy	17	Gamble	11	Jugnauth	2	Thompson	7	Mcgee	01:53	3 / 0	6 / 5	83%	3.19	01:16	1 / 50%	—
16	Lurie	3	Choquette	4	McKellar	12	Kryway	15	Jugnauth	00:56	1 / 0	—	—	—	—	1 / 100%	—

Penalty killers lines

				Time on ice	Shifts / goals	Opponents' shots / on goal	Shots per min	Time on opp. zone	Faceoffs won, %	Opp breakouts						
5	Semaka	21	Ireland	9	Clarke	01:08	1 / 0	1 / 1	100%	—	—	1	100%	—		
8	Murphy	3	Choquette	2	Thompson	7	Mcgee	01:07	—	4 / 3	75%	—	—	2	100%	—
3	Choquette	2	Thompson	7	Mcgee	9	Clarke	00:57	1 / 0	—	—	—	—	—	—	
16	Lurie	11	Jugnauth	4	McKellar	12	Kryway	00:44	1 / 0	—	—	—	—	—	—	

Basic lines

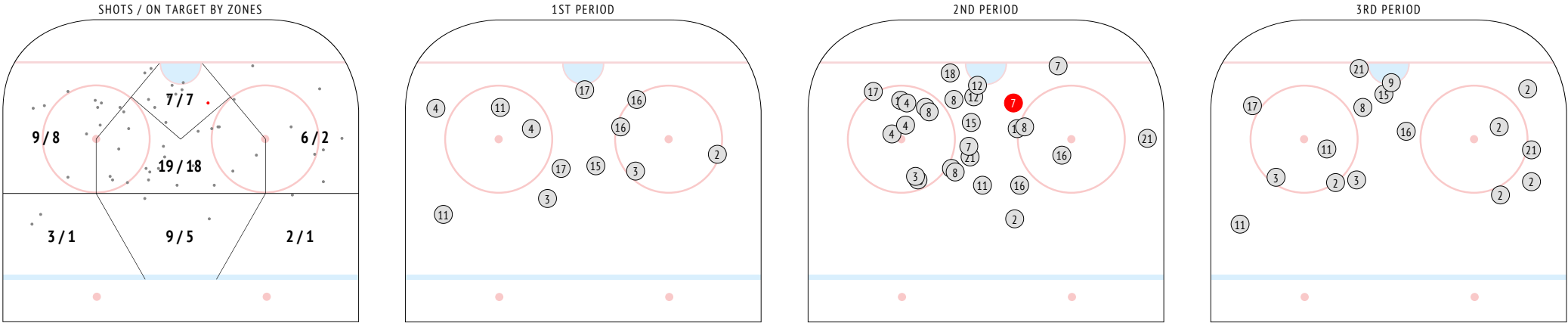
			Time on ice	+ / -	Goals (own team - opponent)	CORSI +	CORSI -	CORSI	Penalties (own team - opponent)	Possession, %			
16 2	Lurie Thompson	18 12	Blouin Kryway	3	Choquette	04:54	—	—	4	7	-3	1—1	29%
12 4	Kryway McKellar	16 3	Lurie Choquette	18	Blouin	04:45	—	—	—	1	-1	—	88%
17 4	Gamble McKellar	8 7	Murphy Mcgee	11	Jugnauth	03:54	—	—	—	6	-6	1—0	—
8 2	Murphy Thompson	17 7	Gamble Mcgee	11	Jugnauth	02:48	—	—	2	—	2	1—0	93%
11 21	Jugnauth Ireland	4 15	McKellar Jugnauth	19	Ugbaja	02:25	—	—	1	1	—	1—1	41%
11 4	Jugnauth McKellar	16 18	Lurie Blouin	12	Kryway	02:19	—	—	1	1	—	1—0	50%
8 2	Murphy Thompson	11 7	Jugnauth Mcgee	15	Jugnauth	02:15	—	—	—	—	—	—	100%
8 2	Murphy Thompson	17 7	Gamble Mcgee	3	Choquette	02:01	—	—	3	3	—	0—1	57%
17 4	Gamble McKellar	8 3	Murphy Choquette	7	Mcgee	01:49	+1	1—0	2	—	2	0—1	100%
11 5	Jugnauth Semaka	16 18	Lurie Blouin	12	Kryway	01:31	—	—	2	1	1	—	78%

	PP	SH	PP		PP		0:1	PP	SH	PP	SH	1:1	PP	PP			SH	2:1		SH
FIRST LINE																				
8 Murphy																7 shifts 05:57				
11 Jugnauth																8 shifts 11:50				
17 Gamble																4 shifts 02:59				
4 McKellar																5 shifts 05:55				
7 Mcgee																8 shifts 06:11				
SECOND LINE																				
5 Semaka																4 shifts 04:50				
18 Blouin																6 shifts 07:57				
16 Lurie																6 shifts 08:08				
12 Kryway																6 shifts 08:12				
2 Thompson																8 shifts 09:59				
OTHER PLAYERS																				
3 Choquette																7 shifts 07:26				
20 Wu																3 shifts 02:16				
15 Jugnauth																6 shifts 05:43				
9 Clarke																6 shifts 03:44				
10 Shimonov																3 shifts 02:16				
19 Ugbaja																3 shifts 01:35				
21 Ireland																5 shifts 03:02				

Shots stats

	Goals	Shots / on goal		Shots blocking	Power play		Short-handed	In positional attacks	In counter-attacks	Slot	Center		Right flank	Left flank		Blue line right	Blue line center	Blue line left	Slapshot	Wrist shot							
11 Jugnauth	—	7 / 6	86%	2	4 / 4	100%	1	—	—	—	2 / 2	100%	—	2 / 2	100%	—	1 / 1	100%	2 / 1	50%	—	4 / 4	100%				
3 Choquette	—	6 / 4	67%	1	4 / 3	75%	—	—	—	—	2 / 2	100%	—	—	—	—	3 / 2	67%	1 / 0	0%	—	5 / 4	80%				
16 Lurie	—	6 / 4	67%	—	3 / 2	67%	—	—	—	—	4 / 3	75%	—	—	—	—	2 / 1	50%	—	—	—	6 / 4	67%				
4 McKellar	—	5 / 5	100%	—	5 / 5	100%	—	—	—	—	2 / 2	100%	—	3 / 3	100%	—	—	—	—	2 / 2	100%	3 / 3	100%				
8 Murphy	—	6 / 6	100%	—	3 / 3	100%	—	—	—	1 / 1	100%	4 / 4	100%	—	—	—	1 / 1	100%	—	2 / 2	100%	4 / 4	100%				
18 Blouin	—	1 / 0	0%	—	—	—	—	—	—	—	—	—	—	1 / 0	0%	—	—	—	1 / 0	0%	—	—	—				
5 Semaka	—	—	—	1	—	—	—	—	—	—	—	—	—	—	—	—	—	—	—	—	—	—	—				
17 Gamble	—	4 / 4	100%	—	1 / 1	100%	—	—	—	1 / 1	100%	1 / 1	100%	—	2 / 2	100%	—	—	—	—	—	4 / 4	100%				
20 Wu	—	—	—	—	—	—	—	—	—	—	—	—	—	—	—	—	—	—	—	—	—	—	—				
2 Thompson	—	7 / 1	14%	2	2 / 0	0%	—	—	—	—	—	—	3 / 0	0%	—	2 / 1	50%	2 / 0	0%	3 / 1	33%	4 / 0	0%				
12 Kryway	—	2 / 2	100%	—	1 / 1	100%	—	—	—	2 / 2	100%	—	—	—	—	—	—	—	—	—	2 / 2	100%	100%				
7 McGee	1	3 / 3	100%	—	1 / 1	100%	1	—	—	1 / 1	100%	1 / 1	100%	1 / 1	100%	—	—	—	1 / 1	100%	2 / 2	100%	100%				
15 Jugnauth	—	3 / 3	100%	—	—	—	—	—	—	1 / 1	100%	2 / 2	100%	—	—	—	—	—	1 / 1	100%	1 / 1	100%	100%				
21 Ireland	—	4 / 3	75%	—	—	—	—	—	—	—	1 / 1	100%	2 / 1	50%	1 / 1	100%	—	—	2 / 2	100%	2 / 1	50%	50%				
9 Clarke	—	1 / 1	100%	1	—	—	—	—	—	1 / 1	100%	—	—	—	—	—	—	—	—	—	—	—	—				
19 Ugbara	—	—	—	—	—	—	—	—	—	—	—	—	—	—	—	—	—	—	—	—	—	—	—				
10 Shimonov	—	—	—	—	—	—	—	—	—	—	—	—	—	—	—	—	—	—	—	—	—	—	—				
TOTAL	1	55 / 42	76%	7	24 / 20	83%	2	—	—	7 / 7	100%	19 / 18	95%	6 / 2	33%	9 / 8	89%	2 / 1	50%	9 / 5	56%	3 / 1	33%	12 / 9	75%	37 / 29	78%

Shooting chart



[illegible]

InStat Index

unique rating parameter designed by InStat that is calculated automatically according to the algorithm and measures the performance level. The rating is based on the outcome of every single possession of the team

Goals

scoring sequence registered by the referee

Assist

productive action that is recorded for a maximum of 2 players of the team; a pass or any other touch, which helped the team to score a goal

Plus/Minus (+/-)

player parameter, calculated as a differential of goals scored and goals conceded with him on the ice. Power play conversions do not affect the parameter

Penalties

foul called by a referee, which results in a personal or a team penalty

Penalty time

summary parameter which records a penalty time after all fouls conducted

Shot

action conducted by a player in an attempt to score a goal which results in directing the puck goalwards

CORSI

individual parameter, calculated as a differential of both teams' total shots at even strength in a "+/-" format with the player present on the ice

Hit

player action, directed at taking the puck away from the opponent through a forcible impact and a contact with the opp. body

Faceoff

method used to begin play at the beginning of a period or after a stoppage of play. Playing time countdown starts (and continues) from the faceoff moment.

Faceoff won

This one counts whenever one of the faceoff participants either provides his team with an advantage in the duel for the puck possession, or conducts a pronounced action (a shot, a dump in, a dump out, a dribbling attempt or a blocking of the opp. stick). In case of neither team gaining the advantage after a faceoff, a player whose team gets the possession is identified as a winner